



# INCITE

WORKSPACE COLLECTION  
PRICE LIST

---

PRICING EFFECTIVE FEBRUARY 2023

 **LEÓN**PRODUCTS  
STIMULATE YOUR SPACE

**THIS PAGE INTENTIONALLY BLANK**

## TABLE OF CONTENTS

---

**04** THERMOFUSE LAMINATE FINISHES

---

**05** VENEER FINISHES

---

**06** EDGE OPTIONS

---

**07** PULL OPTIONS

---

**08** WORKSURFACES

---

**18** METAL LEGS

---

**19** RISERS

---

**20** SUPPORT BRACKETS

---

**21** PEDESTALS

---

**22** CREDENZA

---

**23** MODESTY PANELS

---

**25** PRIVACY PANELS

---

**27** STORAGE CABINETS

---

**34** OVERHEADS

---

**38** WARRANTY

---

**40** TERMS AND CONDITIONS

---

# STANDARD THERMOFUSE LAMINATE (TFL)

Table tops are 1-1/8" thick for TFL and HPL surfaces.



**Black**

Matching Matte HPL:  
Arborite AAS405CAP



**Black Forest Walnut**

Matching Matte HPL:  
Pionite WX421 Witchcraft \*




**Café Latte**

Matching Matte HPL:  
Not Available



**Dove Grey**

Matching Matte HPL:  
Wilsonart D92-60




**Gunmetal**

Matching Matte HPL:  
Nevamar S620T



**Hardrock Maple**

Matching Matte HPL:  
Formica 86992-58



**Iconic Maple**

Matching Matte HPL:  
Nevamar WM0047-T \*




**Tenino Grey**

Matching Matte HPL:  
Limited Availability \*\*




**Tuscan Walnut**

Matching Matte HPL:  
Arborite AAW-444-FPP



**White**

Matching Matte HPL:  
Arborite 550 Elegant White



**Yorkshire Cherry**

Matching Matte HPL:  
Pionite WC411-N

\*Not an exact match  
\*\*Call Customer Service

## STANDARD VENEER

---

Table tops are 1-1/4" thick for veneer surfaces. Veneer is plain sawn.  
Standard TFL color matching and custom staining available, call customer service.




**Natural Maple**



**Natural Cherry**



**Natural Walnut**



**Natural Red Oak**

Wood is a product of nature, and in some cases, will accentuate and enhance a project design when used in its purest, or natural, state. However, as a product of nature, each wood species has certain intrinsic and industry-acceptable characteristics, which can vary from tree to tree and flitch (half log) to flitch. It is precisely these naturally occurring variations that provide such richness and uniqueness to each project design. Natural veneers may contain sapwood/heartwood combinations, color streaks, spots and color variation from almost white to very dark.

# EDGE PROFILES

TFL and HPL table tops are 1-1/8" thick.  
 Veneer table tops are 1-1/4" thick.

## STANDARD



**TFL/HPL**



**TL/HL**

2MM PVC Edge



**VENEER**



**VR**

3MM Wood Edge

## EDGE OPTIONS




**RN**

1-1/8" Wood Edge



**WF**

1-1/8" Wood Edge



**NF**

1-1/8" Wood Edge

### EDGE UP-CHARGE

TFL = 92% OP-CV-EDGE-TL

HPL = 58% OP-CV-EDGE-HL

VENEER = 30% OP-CV-EDGE-VR

## STANDARD PULLS

---

Pulls are included on all drawers and cabinet drawers for no charge. Podiums, hutch units and wall mounted overhead cabinets do not include pulls. To add pulls or order extra, each pull is \$34 list.

AP1-BLK



AP1-SLV



AP2-SLV



BP1-SLV




BP2-SLV



SP1-SLV



# RECTANGULAR

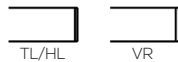


19" DEEP

MODEL NUMBER	WIDTH	LENGTH	TFL	HPL	VENEER
IN-RCTP-1924	19	24	\$202	\$313	\$556
IN-RCTP-1930	19	30	\$227	\$352	\$624
IN-RCTP-1936	19	36	\$252	\$391	\$693
IN-RCTP-1942	19	42	\$277	\$429	\$762
IN-RCTP-1948	19	48	\$354	\$549	\$974
IN-RCTP-1954	19	54	\$379	\$587	\$1,042
IN-RCTP-1960	19	60	\$404	\$626	\$1,111
IN-RCTP-1966	19	66	\$429	\$665	\$1,180
IN-RCTP-1972	19	72	\$454	\$704	\$1,249
IN-RCTP-1978	19	78	\$478	\$741	\$1,315
IN-RCTP-1984	19	84	\$503	\$780	\$1,383

## EDGES

STANDARD




## NOTES

- Grain runs the length of the table top.
- See pages 4-5 for finishes.



# RECTANGULAR



24" DEEP

MODEL NUMBER	WIDTH	LENGTH	TFL	HPL	VENEER
IN-RCTP-2424	24	24	\$280	\$434	\$770
IN-RCTP-2430	24	30	\$310	\$481	\$853
IN-RCTP-2436	24	36	\$340	\$527	\$935
IN-RCTP-2442	24	42	\$370	\$574	\$1,018
IN-RCTP-2448	24	48	\$400	\$620	\$1,100
IN-RCTP-2454	24	54	\$431	\$668	\$1,185
IN-RCTP-2460	24	60	\$496	\$769	\$1,364
IN-RCTP-2466	24	66	\$526	\$815	\$1,447
IN-RCTP-2472	24	72	\$556	\$862	\$1,529
IN-RCTP-2478	24	78	\$586	\$908	\$1,612
IN-RCTP-2484	24	84	\$616	\$955	\$1,694

## EDGES


STANDARD



## NOTES

- Grain runs the length of the table top.
- See pages 4-5 for finishes.

# RECTANGULAR



30" DEEP

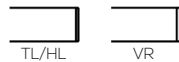
MODEL NUMBER	WIDTH	LENGTH	TFL	HPL	veneer
IN-RCTP-3030	30	30	\$382	\$592	\$1,051
IN-RCTP-3036	30	36	\$418	\$648	\$1,150
IN-RCTP-3042	30	42	\$455	\$705	\$1,251
IN-RCTP-3048	30	48	\$491	\$761	\$1,350
IN-RCTP-3054	30	54	\$527	\$817	\$1,449
IN-RCTP-3060	30	60	\$564	\$874	\$1,551
IN-RCTP-3066	30	66	\$600	\$930	\$1,650
IN-RCTP-3072	30	72	\$637	\$987	\$1,752
IN-RCTP-3078	30	78	\$673	\$1,043	\$1,851
IN-RCTP-3084	30	84	\$709	\$1,099	\$1,950

36" DEEP

IN-RCTP-3660	36	60	\$649	\$1,006	\$1,785
IN-RCTP-3672	36	72	\$735	\$1,139	\$2,021
IN-RCTP-3678	36	78	\$777	\$1,204	\$2,137
IN-RCTP-3684	36	84	\$820	\$1,271	\$2,255

## EDGES

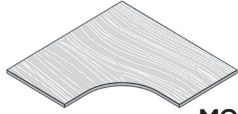
STANDARD



## NOTES

- Grain runs the length of the table top.
- See pages 4-5 for finishes.

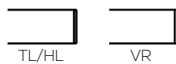
# COMPUTER CORNER



MODEL NUMBER	WIDTH	LENGTH	TFL	HPL	veneer
<b>24" DEEP RETURN &amp; WORKSURFACE</b>					
IN-CC24-4848	48	48	\$768	\$1,190	\$2,112
IN-CC24-5454	54	54	\$813	\$1,260	\$2,236
IN-CC24-6060	60	60	\$844	\$1,308	\$2,321
<b>30" DEEP RETURN &amp; WORKSURFACE</b>					
IN-CC30-4848	48	48	\$792	\$1,228	\$2,178
IN-CC30-5454	54	54	\$840	\$1,302	\$2,310
IN-CC30-6060	60	60	\$870	\$1,349	\$2,393

## EDGES


STANDARD



## NOTES

- Grain runs the length of the table top.
- See pages 4-5 for finishes.

# EXTENDED CORNER

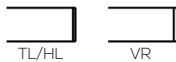


Left Shown

MODEL NUMBER	WIDTH	LENGTH	TFL	HPL	veneER
<b>19" DEEP RETURN &amp; WORKSURFACE</b>					
Left Model	Right Model				
IN-EC19-4266-L	IN-EC19-4266-R	42	66	\$1,025	\$1,589 \$2,819
IN-EC19-4272-L	IN-EC19-4272-R	42	72	\$1,078	\$1,671 \$2,965
IN-EC19-4278-L	IN-EC19-4278-R	42	78	\$1,245	\$1,930 \$3,424
IN-EC19-4866-L	IN-EC19-4866-R	48	66	\$1,153	\$1,787 \$3,171
IN-EC19-4872-L	IN-EC19-4872-R	48	72	\$1,202	\$1,863 \$3,306
IN-EC19-4878-L	IN-EC19-4878-R	48	78	\$1,373	\$2,128 \$3,776
IN-EC19-5466-L	IN-EC19-5466-R	54	66	\$1,357	\$2,103 \$3,732
IN-EC19-5472-L	IN-EC19-5472-R	54	72	\$1,408	\$2,182 \$3,872
IN-EC19-5478-L	IN-EC19-5478-R	54	78	\$1,576	\$2,443 \$4,334
IN-EC19-6066-L	IN-EC19-6066-R	60	66	\$1,484	\$2,300 \$4,081
IN-EC19-6072-L	IN-EC19-6072-R	60	72	\$1,534	\$2,378 \$4,219
IN-EC19-6078-L	IN-EC19-6078-R	60	78	\$1,704	\$2,641 \$4,686

## EDGES

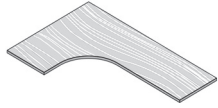
STANDARD



## NOTES

- Grain runs the length of the table top.
- See pages 4-5 for finishes.

# EXTENDED CORNER

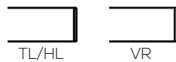


Left Shown

MODEL NUMBER		WIDTH	LENGTH	TFL	HPL	veneER
24" DEEP RETURN & WORKSURFACE						
Left Model	Right Model					
IN-EC24-4266-L	IN-EC24-4266-R	42	66	\$1,059	\$1,641	\$2,912
IN-EC24-4272-L	IN-EC24-4272-R	42	72	\$1,111	\$1,722	\$3,055
IN-EC24-4278-L	IN-EC24-4278-R	42	78	\$1,280	\$1,984	\$3,520
IN-EC24-4866-L	IN-EC24-4866-R	48	66	\$1,212	\$1,879	\$3,333
IN-EC24-4872-L	IN-EC24-4872-R	48	72	\$1,264	\$1,959	\$3,476
IN-EC24-4878-L	IN-EC24-4878-R	48	78	\$1,435	\$2,224	\$3,946
IN-EC24-5466-L	IN-EC24-5466-R	54	66	\$1,416	\$2,195	\$3,894
IN-EC24-5472-L	IN-EC24-5472-R	54	72	\$1,465	\$2,271	\$4,029
IN-EC24-5478-L	IN-EC24-5478-R	54	78	\$1,636	\$2,536	\$4,499
IN-EC24-6066-L	IN-EC24-6066-R	60	66	\$1,543	\$2,392	\$4,243
IN-EC24-6072-L	IN-EC24-6072-R	60	72	\$1,594	\$2,471	\$4,384
IN-EC24-6078-L	IN-EC24-6078-R	60	78	\$1,765	\$2,736	\$4,854

## EDGES


STANDARD



## NOTES

- Grain runs the length of the table top.
- See pages 4-5 for finishes.

# EXTENDED CORNER

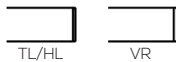


Left Shown

MODEL NUMBER	WIDTH	LENGTH	TFL	HPL	VENEER	
24" DEEP RETURN & 30" DEEP WORKSURFACE						
Left Model	Right Model					
IN-EC23-4266-L	IN-EC23-4266-R	42	66	\$1,161	\$1,800	\$3,193
IN-EC23-4272-L	IN-EC23-4272-R	42	72	\$1,212	\$1,879	\$3,333
IN-EC23-4278-L	IN-EC23-4278-R	42	78	\$1,382	\$2,142	\$3,801
IN-EC23-4866-L	IN-EC23-4866-R	48	66	\$1,315	\$2,038	\$3,616
IN-EC23-4872-L	IN-EC23-4872-R	48	72	\$1,365	\$2,116	\$3,754
IN-EC23-4878-L	IN-EC23-4878-R	48	78	\$1,534	\$2,378	\$4,219
IN-EC23-5466-L	IN-EC23-5466-R	54	66	\$1,519	\$2,354	\$4,177
IN-EC23-5472-L	IN-EC23-5472-R	54	72	\$1,569	\$2,432	\$4,315
IN-EC23-5478-L	IN-EC23-5478-R	54	78	\$1,739	\$2,695	\$4,782
IN-EC23-6066-L	IN-EC23-6066-R	60	66	\$1,645	\$2,550	\$4,524
IN-EC23-6072-L	IN-EC23-6072-R	60	72	\$1,696	\$2,629	\$4,664
IN-EC23-6078-L	IN-EC23-6078-R	60	78	\$1,864	\$2,889	\$5,126

## EDGES

STANDARD



## NOTES

- Grain runs the length of the table top.
- See pages 4-5 for finishes.

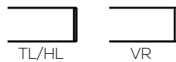
# BULLET



	MODEL NUMBER	WIDTH	LENGTH	TFL	HPL	VENEER
24" DEEP						
	IN-BP24-2448	24	48	\$518	\$803	\$1,425
	IN-BP24-2454	24	54	\$546	\$846	\$1,502
	IN-BP24-2460	24	60	\$556	\$862	\$1,529
	IN-BP24-2466	24	66	\$597	\$925	\$1,642
	IN-BP24-2472	24	72	\$625	\$969	\$1,719
30" DEEP						
	IN-BP30-3048	30	48	\$572	\$887	\$1,573
	IN-BP30-3054	30	54	\$605	\$938	\$1,664
	IN-BP30-3060	30	60	\$619	\$959	\$1,702
	IN-BP30-3066	30	66	\$672	\$1,042	\$1,848
	IN-BP30-3072	30	72	\$695	\$1,077	\$1,911
36" DEEP						
	IN-BP36-3666	36	66	\$883	\$1,369	\$2,428
	IN-BP36-3672	36	72	\$845	\$1,310	\$2,324
	IN-BP36-3678	36	78	\$954	\$1,479	\$2,624

## EDGES

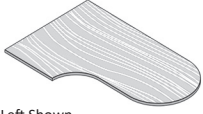
STANDARD



## NOTES

- Grain runs the length of the table top.
- See pages 4-5 for finishes.

# COMPU BULLET

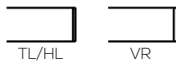


Left Shown

MODEL NUMBER		WIDTH	LENGTH	TFL	HPL	veneER
24" DEEP RETURN & 30" DEEP WORKSURFACE						
Left Model	Right Model					
IN-CBWS-4266-L	IN-CBWS-4266-R	42	66	\$1,137	\$1,762	\$3,127
IN-CBWS-4272-L	IN-CBWS-4272-R	42	72	\$1,188	\$1,841	\$3,267
IN-CBWS-4278-L	IN-CBWS-4278-R	42	78	\$1,357	\$2,103	\$3,732

## EDGES

STANDARD

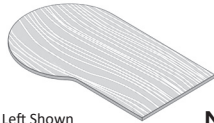


## NOTES

- Grain runs the length of the table top.
- See pages 4-5 for finishes.



# P-TOP

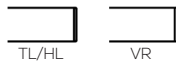


Left Shown

	MODEL NUMBER		WIDTH	LENGTH	TFL	HPL	VENEER
<b>30" DEEP</b>							
	Left Model	Right Model					
	IN-PTWS-3060-L	IN-PTWS-3060-R	30	60	\$1,153	\$1,787	\$3,171
	IN-PTWS-3066-L	IN-PTWS-3066-R	30	66	\$1,170	\$1,814	\$3,218
	IN-PTWS-3072-L	IN-PTWS-3072-R	30	72	\$1,186	\$1,838	\$3,262
<b>36" DEEP</b>							
	Left Model	Right Model					
	IN-PTWS-3672-L	IN-PTWS-3672-R	36	72	\$1,219	\$1,889	\$3,352
	IN-PTWS-3678-L	IN-PTWS-3678-R	36	78	\$1,459	\$2,261	\$4,012

## EDGES

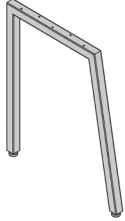
### STANDARD



## NOTES

- Grain runs the length of the table top.
- See pages 4-5 for finishes.

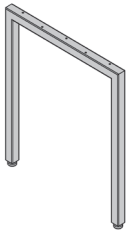
# METAL LEGS



A-LEG

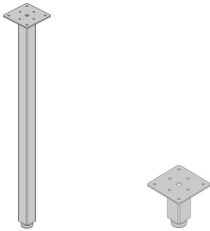
MODEL NUMBER	DEPTH	WIDTH	HEIGHT	PRICE
--------------	-------	-------	--------	-------

IN-ALEG-24	23 3/4	1 1/2	27 3/4	\$412
IN-ALEG-30	29 3/4	1 1/2	27 3/4	\$426



C-LEG

IN-CLEG-24	23 3/4	1 1/2	27 3/4	\$405
IN-CLEG-30	29 3/4	1 1/2	27 3/4	\$418



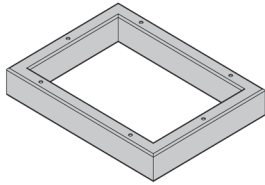
POST LEG

IN-PLEG-4	1 1/2	1 1/2	4	\$52
IN-PLEG-28	1 1/2	1 1/2	27 3/4	\$163

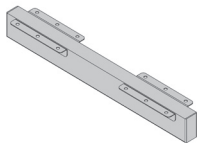
**NOTES**

- Legs are constructed of 1-1/2" deep steel frame with a silver powdercoat finish.
- Dimensions are nominal.
- Includes adjustable glides.
- For black or white finish, please contact customer service for upcharge.

# RISERS



	MODEL NUMBER	DEPTH	WIDTH	HEIGHT	METAL
METAL					
	IN-RISR-19-M	13	10	2	\$201
	IN-RISR-24-M	18	10	2	\$223
	IN-RISR-1930-M	13	24	2	\$276
	IN-RISR-1936-M	13	30	2	\$303
	IN-RISR-1948-M	13	42	2	\$356
	IN-RISR-1960-M	13	54	2	\$410
	IN-RISR-1972-M	13	66	2	\$463
	IN-RISR-2430-M	18	24	2	\$298
	IN-RISR-2436-M	18	30	2	\$325
	IN-RISR-2448-M	18	42	2	\$379
	IN-RISR-2460-M	18	54	2	\$432
	IN-RISR-2472-M	18	66	2	\$486

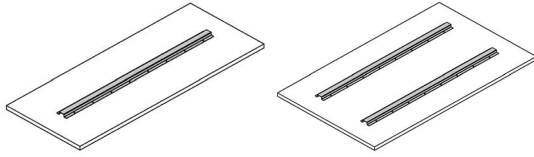


	MODEL NUMBER	DEPTH	WIDTH	HEIGHT	TFL
LAMINATE					
	IN-RISR-19-L	13	1 1/8	2	\$65
	IN-RISR-24-L	18	1 1/8	2	\$70

**NOTES**

- Metal riser is constructed of 1" x 2" deep steel frame with a silver powdercoat finish.
- Dimensions are nominal.
- Laminate Riser is only available in TFL.
- For black or white finish, please contact customer service for upcharge.

## SUPPORTS & BRACKETS

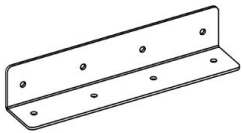


WORKSURFACE SUPPORT  
(ANTI-SAG)

MODEL NUMBER	WIDTH	DEPTH	HEIGHT	PRICE
IN-SAG-48	3	48	1	\$103
IN-SAG-60	3	60	1	\$120
IN-SAG-72	3	72	1	\$137
IN-SAG-84	3	84	1	\$144

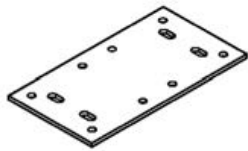
**NOTES**

- Anti-sag supports are recommended on surfaces 54" long and longer..
- Anti-sag supports mount to underside of surface, and extend 1" below the surface.
- 1 anti-sag support for 19" and 24" deep surfaces.
- 1 anti-sag supports for 30" and 36" deep surfaces.
- Ships separately and installed on site.



WORKSURFACE SUPPORT  
L-BRACKET

MODEL NUMBER	WIDTH	DEPTH	HEIGHT	PRICE
IN-LBKT-10	2	10	N/A	\$30



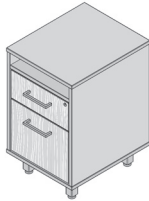
WORKSURFACE CONNECTING  
FLAT BRACKET

MODEL NUMBER	WIDTH	DEPTH	HEIGHT	PRICE
IN-FBKT	3 1/2	6 1/2	N/A	\$15

**NOTES**

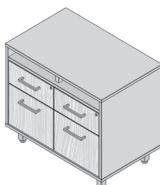
- When HPL or Veneer is specified, only drawer fronts are HPL/Veneer. Case is solid color TFL.
- Includes four adjustable glides.
- Lock standard.
- See pages 4-5 for finishes.

## SINGLE WIDE PEDESTAL



	MODEL NUMBER	DEPTH	WIDTH	HEIGHT	TFL	HPL	VENEER
<b>19" DEEP</b>							
	IN-P16-19	19	16	25 3/4	\$1,319	\$1,517	\$1,715
	IN-P30-19	19	30	25 3/4	\$1,506	\$1,732	\$1,958
	IN-P36-19	19	36	25 3/4	\$1,586	\$1,824	\$2,062
<b>24" DEEP</b>							
	IN-P16-24	24	16	25 3/4	\$1,381	\$1,588	\$1,795
	IN-P30-24	24	30	25 3/4	\$1,593	\$1,832	\$2,071
	IN-P36-24	24	36	25 3/4	\$1,684	\$1,937	\$2,189

## DOUBLE WIDE PEDESTAL

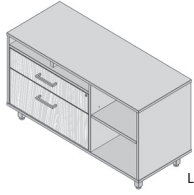


	MODEL NUMBER	DEPTH	WIDTH	HEIGHT	TFL	HPL	VENEER
<b>19" DEEP</b>							
	IN-PDW-19	19	30	25 3/4	\$2,000	\$2,300	\$2,600
<b>24" DEEP</b>							
	IN-PDW-24	24	30	25 3/4	\$2,115	\$2,432	\$2,750

**NOTES**

- When HPL or Veneer is specified, only drawer fronts are HPL/Veneer. Case is solid color TFL.
- Includes four adjustable glides.
- Lock standard.
- See pages 4-5 for finishes.

# CREDENZA




Left Shown

	MODEL NUMBER		DEPTH	WIDTH	HEIGHT	TFL	HPL	VENEER
<b>19" DEEP</b>								
	Left Model	Right Model						
	IN-CR48-19-L	IN-CR48-19-R	19	48	25 3/4	\$2,046	\$2,353	\$2,660
	IN-CR60-19-L	IN-CR60-19-R	19	60	25 3/4	\$2,176	\$2,502	\$2,829
	IN-CR72-19-L	IN-CR72-19-R	19	72	25 3/4	\$2,322	\$2,670	\$3,019
<b>24" DEEP</b>								
	IN-CR48-24-L	IN-CR48-24-R	24	48	25 3/4	\$2,179	\$2,506	\$2,833
	IN-CR60-24-L	IN-CR60-24-R	24	60	25 3/4	\$2,330	\$2,680	\$3,029
	IN-CR72-24-L	IN-CR72-24-R	24	72	25 3/4	\$2,497	\$2,872	\$3,246

**NOTES**

- When HPL or Veneer is specified, only drawer fronts are HPL/Veneer. Case is solid color TFL.
- Includes adjustable glides.
- Lock standard on box lateral cabinet.
- Lateral file drawer allows for two rows front to back legal or letter filing, or one row of side to side legal filing.
- See pages 4-5 for finishes.

## MODESTY PANELS




12" HIGH

MODEL NUMBER	WIDTH	HEIGHT	TFL	HPL	VENEER
IN-LMOD-1230	30	12	\$149	\$231	\$410
IN-LMOD-1232	32	12	\$153	\$237	\$421
IN-LMOD-1234	34	12	\$156	\$242	\$429
IN-LMOD-1236	36	12	\$159	\$246	\$437
IN-LMOD-1238	38	12	\$162	\$251	\$446
IN-LMOD-1240	40	12	\$166	\$257	\$457
IN-LMOD-1242	42	12	\$169	\$262	\$465
IN-LMOD-1244	44	12	\$172	\$267	\$473
IN-LMOD-1246	46	12	\$176	\$273	\$484
IN-LMOD-1248	48	12	\$179	\$277	\$492
IN-LMOD-1250	50	12	\$182	\$282	\$501
IN-LMOD-1252	52	12	\$185	\$287	\$509
IN-LMOD-1254	54	12	\$189	\$293	\$520
IN-LMOD-1256	56	12	\$192	\$298	\$528
IN-LMOD-1258	58	12	\$195	\$302	\$536
IN-LMOD-1260	60	12	\$224	\$347	\$616
IN-LMOD-1262	62	12	\$228	\$353	\$627
IN-LMOD-1264	64	12	\$231	\$358	\$635
IN-LMOD-1266	66	12	\$234	\$363	\$644
IN-LMOD-1268	68	12	\$237	\$367	\$652
IN-LMOD-1270	70	12	\$241	\$374	\$663
IN-LMOD-1272	72	12	\$224	\$347	\$616
IN-LMOD-1274	74	12	\$247	\$383	\$679
IN-LMOD-1276	76	12	\$250	\$388	\$688
IN-LMOD-1278	78	12	\$254	\$394	\$699

### NOTES

- Ordering a modesty panel at least 12" less wide than the worksurface on which it will be mounted is recommended.
- Ships unattached. Includes mounting hardware.
- Grain runs horizontally for all sizes.
- See pages 4-5 for finishes.

# MODESTY PANELS



18" HIGH

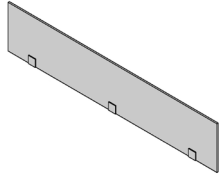
MODEL NUMBER	WIDTH	HEIGHT	TFL	HPL	VENEER
IN-LMOD-1830	30	18	\$224	\$347	\$616
IN-LMOD-1832	32	18	\$229	\$355	\$630
IN-LMOD-1834	34	18	\$234	\$363	\$644
IN-LMOD-1836	36	18	\$240	\$372	\$660
IN-LMOD-1838	38	18	\$245	\$380	\$674
IN-LMOD-1840	40	18	\$250	\$388	\$688
IN-LMOD-1842	42	18	\$255	\$395	\$701
IN-LMOD-1844	44	18	\$261	\$405	\$718
IN-LMOD-1846	46	18	\$266	\$412	\$732
IN-LMOD-1848	48	18	\$271	\$420	\$745
IN-LMOD-1850	50	18	\$276	\$428	\$759
IN-LMOD-1852	52	18	\$282	\$437	\$776
IN-LMOD-1854	54	18	\$287	\$445	\$789
IN-LMOD-1856	56	18	\$292	\$453	\$803
IN-LMOD-1858	58	18	\$297	\$460	\$817
IN-LMOD-1860	60	18	\$333	\$516	\$916
IN-LMOD-1862	62	18	\$339	\$525	\$932
IN-LMOD-1864	64	18	\$344	\$533	\$946
IN-LMOD-1866	66	18	\$349	\$541	\$960
IN-LMOD-1868	68	18	\$354	\$549	\$974
IN-LMOD-1870	70	18	\$360	\$558	\$990
IN-LMOD-1872	72	18	\$365	\$566	\$1,004
IN-LMOD-1874	74	18	\$370	\$574	\$1,018
IN-LMOD-1876	76	18	\$375	\$581	\$1,031
IN-LMOD-1878	78	18	\$381	\$591	\$1,048

**NOTES**

- Ordering a modesty panel at least 12" less wide than the worksurface on which it will be mounted is recommended.
- Ships unattached. Includes mounting hardware.
- Grain runs horizontally for all sizes.
- See pages 4-5 for finishes.



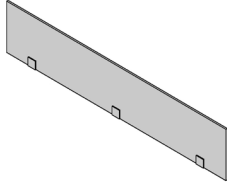
## PRIVACY PANEL



12" HIGH

MODEL NUMBER	HEIGHT	WIDTH	3/16" FROSTED ACRYLIC
IN-PRPA-1218	12	18	\$264
IN-PRPA-1220	12	20	\$270
IN-PRPA-1222	12	22	\$275
IN-PRPA-1224	12	24	\$280
IN-PRPA-1226	12	26	\$285
IN-PRPA-1228	12	28	\$291
IN-PRPA-1230	12	30	\$296
IN-PRPA-1232	12	32	\$301
IN-PRPA-1234	12	34	\$307
IN-PRPA-1236	12	36	\$381
IN-PRPA-1238	12	38	\$386
IN-PRPA-1240	12	40	\$391
IN-PRPA-1242	12	42	\$397
IN-PRPA-1244	12	44	\$402
IN-PRPA-1246	12	46	\$407
IN-PRPA-1248	12	48	\$412
IN-PRPA-1250	12	50	\$418
IN-PRPA-1252	12	52	\$423
IN-PRPA-1254	12	54	\$428
IN-PRPA-1256	12	56	\$434
IN-PRPA-1258	12	58	\$439
IN-PRPA-1260	12	60	\$444
IN-PRPA-1262	12	62	\$450
IN-PRPA-1264	12	64	\$455
IN-PRPA-1266	12	66	\$460
IN-PRPA-1268	12	68	\$465
IN-PRPA-1270	12	70	\$471
IN-PRPA-1272	12	72	\$476
IN-PRPA-1274	12	74	\$481
IN-PRPA-1276	12	76	\$487
IN-PRPA-1278	12	78	\$492
IN-PRPA-1280	12	80	\$497
IN-PRPA-1282	12	82	\$503
IN-PRPA-1284	12	84	\$508
IN-PRPA-1286	12	86	\$513

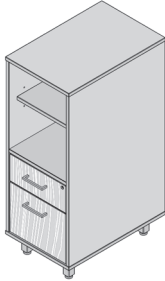
# PRIVACY PANEL



12" HIGH

MODEL NUMBER	HEIGHT	WIDTH	1/4" FROSTED GLASS
IN-PRPG-1218	12	18	\$331
IN-PRPG-1220	12	20	\$354
IN-PRPG-1222	12	22	\$377
IN-PRPG-1224	12	24	\$400
IN-PRPG-1226	12	26	\$423
IN-PRPG-1228	12	28	\$446
IN-PRPG-1230	12	30	\$469
IN-PRPG-1232	12	32	\$493
IN-PRPG-1234	12	34	\$516
IN-PRPG-1236	12	36	\$600
IN-PRPG-1238	12	38	\$623
IN-PRPG-1240	12	40	\$646
IN-PRPG-1242	12	42	\$669
IN-PRPG-1244	12	44	\$693
IN-PRPG-1246	12	46	\$716
IN-PRPG-1248	12	48	\$739
IN-PRPG-1250	12	50	\$762
IN-PRPG-1252	12	52	\$785
IN-PRPG-1254	12	54	\$808
IN-PRPG-1256	12	56	\$831
IN-PRPG-1258	12	58	\$855
IN-PRPG-1260	12	60	\$878
IN-PRPG-1262	12	62	\$901
IN-PRPG-1264	12	64	\$924
IN-PRPG-1266	12	66	\$947
IN-PRPG-1268	12	68	\$970
IN-PRPG-1270	12	70	\$994
IN-PRPG-1272	12	72	\$1,017
IN-PRPG-1274	12	74	\$1,040
IN-PRPG-1276	12	76	\$1,063
IN-PRPG-1278	12	78	\$1,086
IN-PRPG-1280	12	80	\$1,109
IN-PRPG-1282	12	82	\$1,132
IN-PRPG-1284	12	84	\$1,156
IN-PRPG-1286	12	86	\$1,179

# PERSONAL STORAGE CABINET



24" DEEP

MODEL NUMBER	DEPTH	WIDTH	HEIGHT	TFL	HPL	VENEER
IN-PS16-2442	24	16	42	\$1,675	\$1,926	\$2,177
IN-PS16-2448	24	16	48	\$1,709	\$1,965	\$2,222
IN-PS16-2454	24	16	54	\$1,759	\$2,023	\$2,287
IN-PS16-2460	24	16	60	\$1,809	\$2,080	\$2,352
IN-PS16-2466	24	16	66	\$1,843	\$2,120	\$2,396
IN-PS16-2472	24	16	72	\$1,878	\$2,159	\$2,441

## NOTES

- When HPL or Veneer is specified, only drawer fronts are HPL/Veneer. Case is solid color TFL.
- Open storage area above Box/File has one adjustable shelf.
- Includes four support legs with adjustable glides.
- Lock standard.
- See pages 4-5 for finishes.

# PERSONAL STORAGE CABINET



Left Shown

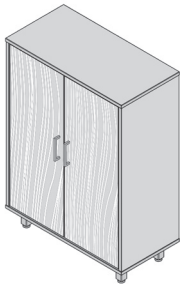
24" DEEP

MODEL NUMBER		DEPTH	WIDTH	HEIGHT	TFL	HPL	veneER
Left Model	Right Model						
IN-PS24-2442-L	IN-PS24-2442-R	24	24	42	\$2,215	\$2,547	\$2,880
IN-PS24-2448-L	IN-PS24-2448-R	24	24	48	\$2,247	\$2,584	\$2,920
IN-PS24-2454-L	IN-PS24-2454-R	24	24	54	\$2,299	\$2,644	\$2,989
IN-PS24-2460-L	IN-PS24-2460-R	24	24	60	\$2,349	\$2,702	\$3,054
IN-PS24-2466-L	IN-PS24-2466-R	24	24	66	\$2,384	\$2,741	\$3,099
IN-PS24-2472-L	IN-PS24-2472-R	24	24	72	\$2,415	\$2,778	\$3,140

**NOTES**

- When HPL or Veneer is specified, only drawer fronts are HPL/Veneer. Case is solid color TFL.
- Open storage area above Box/File has one adjustable shelf.
- Wardrobe close side is 8" wide with hanging clothes rod.
- Includes four support legs with adjustable glides.
- Lock standard.
- See pages 4-5 for finishes.

## STORAGE CABINET



15" DEEP

MODEL NUMBER	DEPTH	WIDTH	HEIGHT	TFL	HPL	veneER
IN-SC30-1542	15	30	42	\$1,257	\$1,446	\$1,634
IN-SC30-1548	15	30	48	\$1,370	\$1,575	\$1,781
IN-SC30-1554	15	30	54	\$1,380	\$1,587	\$1,794
IN-SC30-1560	15	30	60	\$1,409	\$1,620	\$1,831
IN-SC30-1566	15	30	66	\$1,527	\$1,756	\$1,985
IN-SC30-1572	15	30	72	\$1,559	\$1,793	\$2,026

19" DEEP

IN-SC30-1942	19	30	42	\$1,406	\$1,617	\$1,827
IN-SC30-1948	19	30	48	\$1,544	\$1,776	\$2,008
IN-SC30-1954	19	30	54	\$1,562	\$1,796	\$2,030
IN-SC30-1960	19	30	60	\$1,629	\$1,873	\$2,117
IN-SC30-1966	19	30	66	\$1,660	\$1,909	\$2,158
IN-SC30-1972	19	30	72	\$1,723	\$1,982	\$2,240

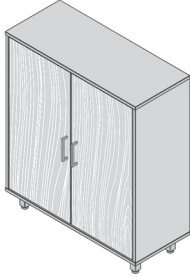
24" DEEP

IN-SC30-2442	24	30	42	\$1,573	\$1,809	\$2,045
IN-SC30-2448	24	30	48	\$1,719	\$1,977	\$2,235
IN-SC30-2454	24	30	54	\$1,735	\$1,995	\$2,255
IN-SC30-2460	24	30	60	\$1,777	\$2,044	\$2,311
IN-SC30-2466	24	30	66	\$1,808	\$2,079	\$2,350
IN-SC30-2472	24	30	72	\$1,975	\$2,271	\$2,567

### NOTES

- When HPL or Veneer is specified, only drawer fronts are HPL/Veneer. Case is solid color TFL.
- Includes five support legs with adjustable glides.
- For lock on doors, add OP-LCK-DR for \$80.
- See pages 4-5 for finishes.

# STORAGE CABINET

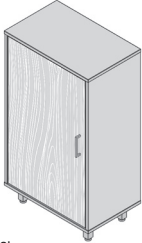


	MODEL NUMBER	DEPTH	WIDTH	HEIGHT	TFL	HPL	VENEER
<b>15" DEEP</b>							
	IN-SC36-1542	15	36	42	\$1,338	\$1,539	\$1,740
	IN-SC36-1548	15	36	48	\$1,457	\$1,676	\$1,894
	IN-SC36-1554	15	36	54	\$1,469	\$1,689	\$1,909
	IN-SC36-1560	15	36	60	\$1,499	\$1,723	\$1,948
	IN-SC36-1566	15	36	66	\$1,626	\$1,870	\$2,114
	IN-SC36-1572	15	36	72	\$1,659	\$1,908	\$2,156
<b>19" DEEP</b>							
	IN-SC36-1942	19	36	42	\$1,496	\$1,720	\$1,945
	IN-SC36-1948	19	36	48	\$1,640	\$1,886	\$2,132
	IN-SC36-1954	19	36	54	\$1,660	\$1,909	\$2,158
	IN-SC36-1960	19	36	60	\$1,735	\$1,995	\$2,255
	IN-SC36-1966	19	36	66	\$1,765	\$2,029	\$2,294
	IN-SC36-1972	19	36	72	\$1,835	\$2,110	\$2,385
<b>24" DEEP</b>							
	IN-SC36-2442	24	36	42	\$1,670	\$1,921	\$2,171
	IN-SC36-2448	24	36	48	\$1,829	\$2,103	\$2,378
	IN-SC36-2454	24	36	54	\$1,848	\$2,125	\$2,402
	IN-SC36-2460	24	36	60	\$1,892	\$2,176	\$2,459
	IN-SC36-2466	24	36	66	\$1,922	\$2,210	\$2,498
	IN-SC36-2472	24	36	72	\$2,101	\$2,416	\$2,731
<b>30" DEEP</b>							
	IN-SC36-3042	30	36	42	\$1,872	\$2,153	\$2,433
	IN-SC36-3048	30	36	48	\$2,048	\$2,355	\$2,662
	IN-SC36-3054	30	36	54	\$2,069	\$2,380	\$2,690
	IN-SC36-3060	30	36	60	\$2,119	\$2,437	\$2,755
	IN-SC36-3066	30	36	66	\$2,154	\$2,477	\$2,800
	IN-SC36-3072	30	36	72	\$2,354	\$2,707	\$3,060

**NOTES**

- When HPL or Veneer is specified, only drawer fronts are HPL/Veneer. Case is solid color TFL.
- Includes five support legs with adjustable glides.
- For lock on doors, add OP-LCK-DR for \$80.
- See pages 4-5 for finishes.

# STORAGE CABINET



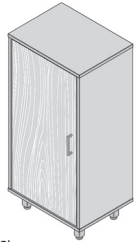
Left Shown

	MODEL NUMBER		DEPTH	WIDTH	HEIGHT	TFL	HPL	veneER
15" DEEP	Left Model	Right Model						
	IN-SC24-1542-L	IN-SC24-1542-R	15	24	42	\$1,131	\$1,301	\$1,470
	IN-SC24-1548-L	IN-SC24-1548-R	15	24	48	\$1,234	\$1,419	\$1,604
	IN-SC24-1554-L	IN-SC24-1554-R	15	24	54	\$1,240	\$1,426	\$1,612
	IN-SC24-1560-L	IN-SC24-1560-R	15	24	60	\$1,268	\$1,459	\$1,649
	IN-SC24-1566-L	IN-SC24-1566-R	15	24	66	\$1,377	\$1,584	\$1,790
	IN-SC24-1572-L	IN-SC24-1572-R	15	24	72	\$1,403	\$1,613	\$1,824
19" DEEP								
	IN-SC24-1942-L	IN-SC24-1942-R	19	24	42	\$1,264	\$1,454	\$1,643
	IN-SC24-1948-L	IN-SC24-1948-R	19	24	48	\$1,390	\$1,598	\$1,807
	IN-SC24-1954-L	IN-SC24-1954-R	19	24	54	\$1,406	\$1,617	\$1,827
	IN-SC24-1960-L	IN-SC24-1960-R	19	24	60	\$1,469	\$1,689	\$1,909
	IN-SC24-1966-L	IN-SC24-1966-R	19	24	66	\$1,493	\$1,717	\$1,941
	IN-SC24-1972-L	IN-SC24-1972-R	19	24	72	\$1,552	\$1,784	\$2,017
24" DEEP								
	IN-SC24-2442-L	IN-SC24-2442-R	24	24	42	\$1,414	\$1,626	\$1,839
	IN-SC24-2448-L	IN-SC24-2448-R	24	24	48	\$1,547	\$1,779	\$2,011
	IN-SC24-2454-L	IN-SC24-2454-R	24	24	54	\$1,559	\$1,793	\$2,026
	IN-SC24-2460-L	IN-SC24-2460-R	24	24	60	\$1,600	\$1,840	\$2,080
	IN-SC24-2466-L	IN-SC24-2466-R	24	24	66	\$1,627	\$1,871	\$2,116
	IN-SC24-2472-L	IN-SC24-2472-R	24	24	72	\$1,777	\$2,044	\$2,311
30" DEEP								
	IN-SC24-3042-L	IN-SC24-3042-R	30	24	42	\$1,584	\$1,822	\$2,060
	IN-SC24-3048-L	IN-SC24-3048-R	30	24	48	\$1,733	\$1,993	\$2,253
	IN-SC24-3054-L	IN-SC24-3054-R	30	24	54	\$1,746	\$2,008	\$2,270
	IN-SC24-3060-L	IN-SC24-3060-R	30	24	60	\$1,793	\$2,062	\$2,331
	IN-SC24-3066-L	IN-SC24-3066-R	30	24	66	\$1,823	\$2,097	\$2,370
	IN-SC24-3072-L	IN-SC24-3072-R	30	24	72	\$1,991	\$2,289	\$2,588

## NOTES

- When HPL or Veneer is specified, only drawer fronts are HPL/Veneer. Case is solid color TFL.
- Includes four support legs with adjustable glides.
- For lock on doors, add OP-LCK-DR for \$80.
- See pages 4-5 for finishes.

# STORAGE CABINET



Left Shown

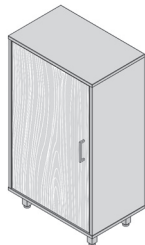
	MODEL NUMBER		DEPTH	WIDTH	HEIGHT	TFL	HPL	VENEER
15" DEEP	Left Model	Right Model						
	IN-SC20-1542-L	IN-SC20-1542-R	15	20	42	\$1,032	\$1,187	\$1,342
	IN-SC20-1548-L	IN-SC20-1548-R	15	20	48	\$1,124	\$1,293	\$1,461
	IN-SC20-1554-L	IN-SC20-1554-R	15	20	54	\$1,130	\$1,299	\$1,469
	IN-SC20-1560-L	IN-SC20-1560-R	15	20	60	\$1,157	\$1,330	\$1,504
	IN-SC20-1566-L	IN-SC20-1566-R	15	20	66	\$1,253	\$1,441	\$1,628
	IN-SC20-1572-L	IN-SC20-1572-R	15	20	72	\$1,277	\$1,469	\$1,660
19" DEEP								
	IN-SC20-1942-L	IN-SC20-1942-R	19	20	42	\$1,154	\$1,327	\$1,500
	IN-SC20-1948-L	IN-SC20-1948-R	19	20	48	\$1,264	\$1,454	\$1,643
	IN-SC20-1954-L	IN-SC20-1954-R	19	20	54	\$1,283	\$1,475	\$1,668
	IN-SC20-1960-L	IN-SC20-1960-R	19	20	60	\$1,337	\$1,538	\$1,738
	IN-SC20-1966-L	IN-SC20-1966-R	19	20	66	\$1,361	\$1,566	\$1,770
	IN-SC20-1972-L	IN-SC20-1972-R	19	20	72	\$1,414	\$1,626	\$1,839
24" DEEP								
	IN-SC20-2442-L	IN-SC20-2442-R	24	20	42	\$1,288	\$1,482	\$1,675
	IN-SC20-2448-L	IN-SC20-2448-R	24	20	48	\$1,410	\$1,621	\$1,833
	IN-SC20-2454-L	IN-SC20-2454-R	24	20	54	\$1,423	\$1,636	\$1,850
	IN-SC20-2460-L	IN-SC20-2460-R	24	20	60	\$1,457	\$1,676	\$1,894
	IN-SC20-2466-L	IN-SC20-2466-R	24	20	66	\$1,481	\$1,704	\$1,926
	IN-SC20-2472-L	IN-SC20-2472-R	24	20	72	\$1,619	\$1,862	\$2,104
30" DEEP								
	IN-SC20-3042-L	IN-SC20-3042-R	30	20	42	\$1,441	\$1,658	\$1,874
	IN-SC20-3048-L	IN-SC20-3048-R	30	20	48	\$1,579	\$1,816	\$2,052
	IN-SC20-3054-L	IN-SC20-3054-R	30	20	54	\$1,593	\$1,832	\$2,071
	IN-SC20-3060-L	IN-SC20-3060-R	30	20	60	\$1,632	\$1,876	\$2,121
	IN-SC20-3066-L	IN-SC20-3066-R	30	20	66	\$1,660	\$1,909	\$2,158
	IN-SC20-3072-L	IN-SC20-3072-R	30	20	72	\$1,813	\$2,085	\$2,357

**NOTES**

- When HPL or Veneer is specified, only drawer fronts are HPL/Veneer. Case is solid color TFL.
- Includes four support legs with adjustable glides.
- For lock on doors, add OP-LCK-DR for \$80. - See pages 4-5 for finishes.



## STORAGE CABINET



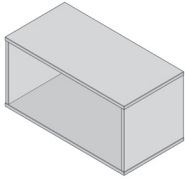
Left Shown

	MODEL NUMBER		DEPTH	WIDTH	HEIGHT	TFL	HPL	VENEER
15" DEEP	Left Model	Right Model						
	IN-SC24-1542-L	IN-SC24-1542-R	15	24	42	\$1,131	\$1,301	\$1,470
	IN-SC24-1548-L	IN-SC24-1548-R	15	24	48	\$1,234	\$1,419	\$1,604
	IN-SC24-1554-L	IN-SC24-1554-R	15	24	54	\$1,240	\$1,426	\$1,612
	IN-SC24-1560-L	IN-SC24-1560-R	15	24	60	\$1,268	\$1,459	\$1,649
	IN-SC24-1566-L	IN-SC24-1566-R	15	24	66	\$1,377	\$1,584	\$1,790
	IN-SC24-1572-L	IN-SC24-1572-R	15	24	72	\$1,403	\$1,613	\$1,824
19" DEEP	IN-SC24-1942-L	IN-SC24-1942-R	19	24	42	\$1,264	\$1,454	\$1,643
	IN-SC24-1948-L	IN-SC24-1948-R	19	24	48	\$1,390	\$1,598	\$1,807
	IN-SC24-1954-L	IN-SC24-1954-R	19	24	54	\$1,406	\$1,617	\$1,827
	IN-SC24-1960-L	IN-SC24-1960-R	19	24	60	\$1,469	\$1,689	\$1,909
	IN-SC24-1966-L	IN-SC24-1966-R	19	24	66	\$1,493	\$1,717	\$1,941
	IN-SC24-1972-L	IN-SC24-1972-R	19	24	72	\$1,552	\$1,784	\$2,017
24" DEEP	IN-SC24-2442-L	IN-SC24-2442-R	24	24	42	\$1,414	\$1,626	\$1,839
	IN-SC24-2448-L	IN-SC24-2448-R	24	24	48	\$1,547	\$1,779	\$2,011
	IN-SC24-2454-L	IN-SC24-2454-R	24	24	54	\$1,559	\$1,793	\$2,026
	IN-SC24-2460-L	IN-SC24-2460-R	24	24	60	\$1,600	\$1,840	\$2,080
	IN-SC24-2466-L	IN-SC24-2466-R	24	24	66	\$1,627	\$1,871	\$2,116
	IN-SC24-2472-L	IN-SC24-2472-R	24	24	72	\$1,777	\$2,044	\$2,311
30" DEEP	IN-SC24-3042-L	IN-SC24-3042-R	30	24	42	\$1,584	\$1,822	\$2,060
	IN-SC24-3048-L	IN-SC24-3048-R	30	24	48	\$1,733	\$1,993	\$2,253
	IN-SC24-3054-L	IN-SC24-3054-R	30	24	54	\$1,746	\$2,008	\$2,270
	IN-SC24-3060-L	IN-SC24-3060-R	30	24	60	\$1,793	\$2,062	\$2,331
	IN-SC24-3066-L	IN-SC24-3066-R	30	24	66	\$1,823	\$2,097	\$2,370
	IN-SC24-3072-L	IN-SC24-3072-R	30	24	72	\$1,991	\$2,289	\$2,588

### NOTES

- When HPL or Veneer is specified, only drawer fronts are HPL/Veneer. Case is solid color TFL.
- Includes four support legs with adjustable glides.
- For lock on doors, add OP-LCK-DR for \$80.
- See pages 4-5 for finishes.

## OVERHEAD WITH NO DOORS

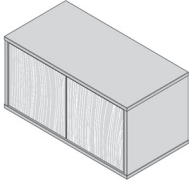


MODEL NUMBER	DEPTH	WIDTH	HEIGHT	TFL	HPL	veneER
NO DOORS						
IN-OHND-1530	15	30	15	\$701	NA	NA
IN-OHND-1532	15	32	15	\$725	NA	NA
IN-OHND-1536	15	36	15	\$749	NA	NA
IN-OHND-1542	15	42	15	\$917	NA	NA
IN-OHND-1548	15	48	15	\$958	NA	NA

**NOTES**

- Available in TFL only.
- Includes hardware for wall mounting. Must be professionally installed.
- Weight capacity of 50 pounds per unit.
- See pages 4-5 for finishes.

## OVERHEAD WITH HINGED DOORS

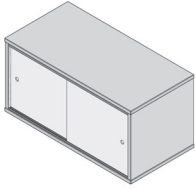


	MODEL NUMBER	DEPTH	WIDTH	HEIGHT	TFL	HPL	VENEER
HINGED DOORS							
	IN-OHHD-1530	15	30	15	\$1,297	\$1,491	\$1,686
	IN-OHHD-1532	15	32	15	\$1,341	\$1,542	\$1,744
	IN-OHHD-1536	15	36	15	\$1,386	\$1,593	\$1,801
	IN-OHHD-1542	15	42	15	\$1,696	\$1,951	\$2,205
	IN-OHHD-1548	15	48	15	\$1,772	\$2,038	\$2,304

### NOTES

- When HPL or Veneer is specified, only drawer fronts are HPL/Veneer. Case is solid color TFL.
- Includes hardware for wall mounting. Must be professionally installed.
- Weight capacity of 50 pounds per unit.
- For lock on doors, add OP-LCK-DR for \$80.
- Doors on overhead units do not include pulls. To add pulls, use OP-PUL-DR for \$22 for each pull.
- See pages 4-5 for finishes.

# OVERHEAD WITH SLIDING ACRYLIC DOORS

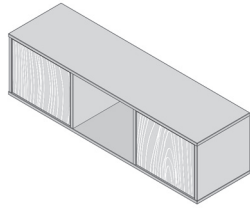


MODEL NUMBER	DEPTH	WIDTH	HEIGHT	TFL	HPL	VENEER
SLIDING DOORS						
IN-OHAD-1530	15	30	15	\$1,115	NA	NA
IN-OHAD-1532	15	32	15	\$1,153	NA	NA
IN-OHAD-1536	15	36	15	\$1,191	NA	NA
IN-OHAD-1542	15	42	15	\$1,458	NA	NA
IN-OHAD-1548	15	48	15	\$1,523	NA	NA

**NOTES**

- Available in TFL only.
- Includes hardware for wall mounting. Must be professionally installed.
- Weight capacity of 50 pounds per unit.
- See pages 4-5 for finishes.

## OVERHEAD WITH OPEN CENTER AND DOORS



	MODEL NUMBER	DEPTH	WIDTH	HEIGHT	TFL	HPL	VENEER
HINGED DOORS							
	IN-OHOD-1554	15	54	15	\$1,938	\$2,228	\$2,519
	IN-OHOD-1560	15	60	15	\$2,151	\$2,474	\$2,796
	IN-OHOD-1566	15	66	15	\$2,230	\$2,564	\$2,898
	IN-OHOD-1572	15	72	15	\$2,321	\$2,669	\$3,018

### NOTES

- When HPL or Veneer is specified, only drawer fronts are HPL/Veneer. Case is solid color TFL.
- Includes hardware for wall mounting. Must be professionally installed.
- Weight capacity of 50 pounds per unit.
- For lock on doors, add OP-LCK-DR for \$80.
- Doors on overhead units do not include pulls. To add pulls, use OP-PUL-DR for \$22 for each pull.
- See pages 4-5 for finishes.

## WARRANTY

---

(Effective for Furniture Sold as of January 1, 2017)

LEON Products, LLC furniture is warranted against defects in material and workmanship given normal usage and care for as long the original purchaser owns it.

LEON Products will repair or replace at its option, and at its own cost, any product that develops a defect during the warranty period. In some cases, LEON Products may elect to refund the customer's original purchase price (less reasonable depreciation) in lieu of repair or replacement. Repair, replacement, or refund is the purchaser's sole remedy, the choice of which rests solely with LEON Products.

LEON Products shall not be liable for any incidental or consequential damages including lost profits and loss of use of product.

Limitations:

- The warranty for PVC edges, wood veneer edges, HPL edges, mechanical parts such as ball bearing slides, door hinges, floor glides, fabric (except for COM fabrics), seating foam, and wood veneer surfaces shall be limited to five (5) years.
- The warranty for training tables shall be limited to three (3) years.
- The warranty for engineered-to-order "custom" products shall be limited to three (3) years.

This warranty does not cover:

- Normal wear and tear.
- The color fastness of any laminate, wood, or fabric, as such colors can fade or darken with normal use and as a result of exposure to light.
- Customer's Own Materials (COM).
- Damage caused by placing anything other than hanging files in file drawers.
- Labor and service.

Normal Usage:

This warranty does not apply to damages or failures resulting from misuse, abuse, negligence, or improper care. For casegoods, tables, and desking, normal usage is limited to 40 hours per week.

# TERMS AND CONDITIONS

---

## **PAYMENT TERMS**

Payment terms are determined on a customer-by-customer and P.O. by P.O. basis. Terms will be shown on the American Veneer Products order acknowledgement. Days are measured from date of invoice, which is generally the agreed-upon date shown in the order acknowledgement as either the estimated "Ship Date" or "Ready Date". A penalty of 1.5% per month will be added to all accounts past 30 days.

In the event that American Veneer Products is required to engage a collection agency or attorney in order to enforce invoice payment, the customer will be responsible for reimbursement of all reasonable fees charged to American Veneer Products by such entities.

## **CREDIT POLICY**

A credit application will be provided to all requesting open credit terms. Credit terms will be extended at the discretion of American Veneer Products, Inc. upon verification of industry trade and business references. Until open credit terms are established, a 50% deposit may be required before production begins. If our credit investigation is not complete at the time the order is ready for will call or shipment, a request for payment of the balance in full will be made at that time. American Veneer Products reserves the right to require a 50% deposit on any order of \$5,000.00 or more regardless of the customer's past credit, and American Veneer Products reserves the right to change its deposit requirements at any time.

## **SHIPPING/FREIGHT**

All prices are F.O.B. American Veneer Products, Inc. factory, Pico Rivera, California, unless otherwise agreed to in writing. All freight and shipping charges are the sole responsibility of the customer unless American Veneer Products has informed the customer that it is on a "landed" shipping program whereby freight will be prepaid by American Veneer Products. Orders will be shipped Best Way at the discretion of the factory unless otherwise denoted on your purchase order. American Veneer Products, Inc. releases the responsibility to the freight company when they sign our Bill of Lading and leave our shipping dock. Items will be shipped blanket-wrapped unless cartoning is specified. Cartoning may involve an additional charge.

## **ORDER ACKNOWLEDGEMENTS**

American Veneer Products, Inc. will send acknowledgements for all customer purchase orders via email. It is the customer's responsibility to review the acknowledgement and inform American Veneer Products immediately of any errors or omissions. The acknowledgement acts as the final agreement between the customer and American Veneer Products, and supersedes all previous communication. Any changes made subsequently are subject to revised acknowledgements.

## **SHIP DATE or READY DATE**

Order acknowledgements shall contain the expected ship date or ready date for each customer purchase order. Provided the product for a particular purchase order is completed and ready for shipment on the estimated ship date or ready date, risk of ownership of the goods shall pass from American Veneer Products to customer. If customer requests a delay in ship date or ready date after production has begun, such delay may be granted at the sole discretion of American Veneer Products. In such cases, American Veneer Products reserves the right to charge storage and handling fees beginning on the originally agreed upon ship date or ready date as estimated and shown in the order acknowledgement. Furthermore, American Veneer Products may invoice customer once the order is confirmed as completed on or after the agreed-upon estimated ship date or ready date shown on the acknowledgement, even if the goods are still on American Veneer Products premises.

## TERMS AND CONDITIONS CONTINUED

---

### **CANCELLATIONS**

As our furniture is built-to-order, orders cancelled by customer after receipt of purchase order may be subject to charges at American Veneer Products' reasonable discretion. If production has begun, customer will be responsible for the entire invoice cost of the order that is cancelled.

### **RETURNS AND SERVICE AUTHORIZATIONS**

ALL returns for any reason must be pre-approved by American Veneer Products prior to return. American Veneer Products must be notified in writing as to the reason for the return. If the return is approved, a written Return Authorization (RA) will be issued by the factory. No returns will be accepted without a written and approved RA.

The factory will inspect all returns and determine the degree of manufacturer responsibility for any defects. If it is determined the problem resulted from freight, handling, abuse, or improper installation, we may offer to repair the products for a fee. American Veneer Products is under no obligation to accept returned merchandise, or grant any credits or such merchandise in cases where a customer wishes to return merchandise for reasons other than American Veneer Products' error.

### **SPECIAL ORDERS**

Special orders must be submitted in writing with an approved sketch or drawing. Custom configurations, colors, and features are available. Please email [sales@americanveneerproducts.com](mailto:sales@americanveneerproducts.com) for pricing quotes. Allow extra time for special handling. Special or custom orders are subject to a fifty percent (50%) deposit.

### **PRICING/SPECIFICATIONS**

All prices are Manufacturer's Suggested Retail Prices F.O.B. American Veneer Products, Inc. factory Pico Rivera, CA, and are subject to change without notice. Possession of a Price List does not constitute an offer to sell. Specifications listed in American Veneer Products' Price Lists are approximate and not exact. American Veneer Products, Inc. reserves the right to make changes or modifications to the product line when necessary WITHOUT NOTICE.

### **GOVERNING LAW AND JURISDICTION**

This document constitutes a binding agreement between American Veneer Products and its customers, and can only be modified by mutual written consent. Disputes shall be construed in accordance with the laws of the United States of America and the state of California, and shall be subject to the exclusive jurisdiction of the state or federal courts located in Los Angeles, California. If any legal action is brought by customer or American Veneer Products in connection with any American Veneer Products sale, the prevailing party shall be entitled to recover reasonable attorneys' fees and other costs incurred in such action in addition to any other relief to which it may be entitled.





3730 S. San Gabriel River Parkway,  
Pico Rivera, CA 90660

Tel: 909-289-7479

[www.leonproducts.net](http://www.leonproducts.net)